

Turning tool catalog

VKE



Turning tool system of outer circle

	MVVNN B16	DVVNN B16	EVVNN B16	SVVBN B25	SVVCN B26
	VN... 16~32	VN... 16~32	VN... 20~32	VB... 16~32	VC... 16~32
	35° 72.5°	35° 72.5°	35° 72.5°	35° 72.5°	35° 72.5°

	MDPNN B07	DDPNN B07	EDPNN B07	SDNCN B21
	DN... 16~32	DN... 16~32	DN... 20~32	DC... 16~32
	55° 62.5°	55° 62.5°	55° 62.5°	55° 62.5°

	MTENN B11	WTENN B11	ETENN B11	STECR B24
	TN... 16~32	TN... 20~32	TN... 20~32	TC... 16~32
	60° 60°	60° 60°	60° 60°	60° 60°

	MCMNN-80 B06	DCMNN-80 B06	ECMNN-80 B06	SCMCN-80 B06	MWENN B18
	CN... 16~32	CN... 16~32	CN... 20~32	CC... 8~25	WN... 16~32
	80° 50°	80° 50°	80° 50°	80° 50°	80° 50°

	MSDNN B10	DSDNN B10	ESDNN B10	SSDCN B22	BSSCR B22
	SN... 16~40	SN... 16~32	SN... 20~32	SC... 8~25	SC... 12~25
	90° 45°	90° 45°	90° 45°	90° 45°	90° 45°

	MSSNR B10	DSSNR B10	ESSNR B10	MCSNR B05	DCSNR B05
	SN... 16~40	SN... 16~32	SN... 20~32	CN... 16~32	CN... 20~32
	90° 45°	90° 45°	90° 45°	90° 45°	90° 45°

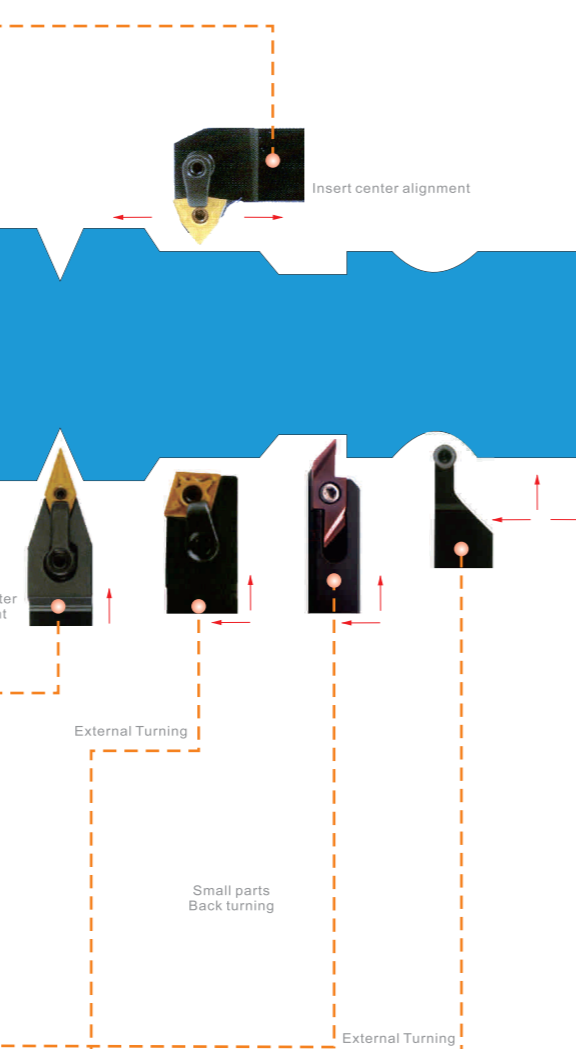
	MCMNN-100 B06	DCMNN-100 B06	ECMNN-100 B06	SCMCN-100 B20
	CN... 16~32	通用刀片 CN... 刀柄尺寸 16~32	通用刀片 CN... 刀柄尺寸 20~32	通用刀片 CC... 刀柄尺寸 10~25
	100° 40°	100° 40°	100° 40°	100° 40°

	SRAP(C)R B23	SRDP(C)N B23	SRGP(C)R B23
	RC/RP... 16~32	RC/RP... 16~32	RC/RP... 12~25
	Profiling Turning	Profiling Turning	Profiling Turning

	CSV AB02	TBTR AB14	CH-GTTL AB07	DS-TBPL AB05	DS-KTKFL AB05	TBVCN AB16
	CSV... 7~12	TB32... 8~12	GTM... 10~12	TBP... 19~25	TKF... 19~25	VC... 10~20
	Backstage Turning	Backstage Turning	Backstage Turning	Backstage Turning	Backstage Turning	Backstage Turning

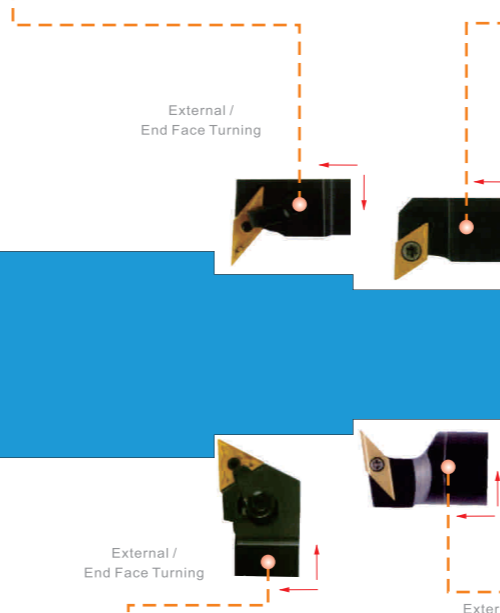
	SABSR AB13	SABSSL AB13	TBPR AB15	TBPSL AB15	KTKFR AB25	KTKFSL AB25
	ABS... 8~20	ABS... 10~25	TBP... 8~16	TBP... 10~20	TKF... 8~20	TKF... 10~20
	Backstage Turning	Backstage Turning	Backstage Turning	Backstage Turning	Backstage Turning	Backstage Turning

	MWWNR B18	MWWNR-B B18	JSDN3CR AB12
	WN... 16~32	WN... 20~25	WN... 12~16
	50°	80°	91°
	MTWNR B13	MTWNR-B B13	STWCR B24
	TN... 16~25	TN... 20~25	TC... 12~32
	60°	60°	60°



	MCBNR B04	DCBNR B04	ECBNR B04	
	CN... 20~40	CN... 16~32	CN... 20~32	
	75°	75°	75°	
	SCBCR B20	MTBNR B11	WTBNR B11	MSBNR B09
	CC... 12~25	TN... 16~25	TN... 16~32	SN... 16~40
	75°	75°	75°	75°
	DSBNR B09	SSBCR B22	MSRNR B09	ESRNR B09
	SN... 20~32	SC... 12~25	SN... 16~40	SN... 20~32
	75°	75°	75°	75°

	CH-SDUCL AB07	CH-STUCL AB07	CH-SVUPL AB07	
	DC... 10~12	TC... 10~12	VP... 10~12	
	3°	3°	3°	
	MVUNR B16	DVUNR B16	SVUNR B25	SVUNR B26
	VN... 20~32	VN... 20~32	VB... 12~32	VC... 12~32
	3°	3°	3°	3°



	CSV AB02	TFT AB12
	CSV... 7~12	TF33... 10~20
	90°	90°

	MCGNR B05	DCGNR B05	ECGNR B05	SCGCR B19	MTGNR B12	DTGNR B12	ETGNR B12	STGCR B24	JSTA2CR AB11	MTJNR B14
	CN... 16~32	CN... 16~32	CN... 20~32	CC... 8~32	TN... 16~32	TN... 16~32	TN... 16~32	TC... 8~32	TC... 8~16	TN... 16~40
	91°	91°	91°	91°	91°	91°	91°	91°	91°	91°

	WTJNR B14	DTJNR B14	ETJNR B14	MDJNR B07	DDJNR B07	EDJNR B07	SDACR B21	JSDJ2CR AB11	SDJCR B21	SDJCR-F AB11	SVJBR B25	SVJCR B26
	TN... 16~32	TN... 20~32	TN... 16~32	DN... 16~32	DN... 16~32	DN... 20~32	DC... 8~25	DC... 8~16	DC... 10~40	DC... 12~16	VB... 12~32	VC... 12~32
	91°	91°	91°	91°	91°	91°	91°	91°	91°	91°	91°	91°

	MVJNR B15	DVJNR B15	EVJNR B15	JSVJ2B/CR AB12	SVLBR-F AB12
	VN... 16~32	VN... 16~32	VN... 20~32	VB... 8~16	VB... 12~16
	95°	95°	95°	95°	95°

	ECLNR B03	MWLN B17	DWLN B17	WWLN B17	EWLNR B17	STLNR AB11
	CN... 20~32	WN... 16~32	WN... 16~32	WN... 16~32	WN... 16~32	TN... 10~16
	100°	100°	100°	100°	100°	100°

	MDQNR B08	DDQNR B08	EDQNR B08	SDQCR B22
	DN... 16~32	DN... 16~32	DN... 20~32	DC... 10~25
	107.5°	107.5°	107.5°	107.5°

	MCFNR B03	DCFNR B03	ECFNR B03	SCFCR B19	MDFNR B08
	CN... 16~40	CN... 16~32	CN... 20~32	CC... 12~32	DN... 16~32
	91°	91°	91°	91°	91°


	SDFCR B21	MTFNR B12	DTFNR B12	ETFNR B12	STFCR B24
	DC... 12~20	TN... 16~32	TN... 16~32	TN... 20~32	TC... 10~25
	91°	91°	91°	91°	91°

	DS-SCLL AB03	DS-SDUL AB03	DS-SDXL AB04	DS-PTXL AB04	DS-SVXL AB04
	CC... 14~25	DC... 14~25	DC... 19~25	TN... 19~25	VB... 14~25
	5°	3°	6°	10°	9°

	MCKNR B04	DCKNR B04	ECKNR B04	SKCR B20
	CN... 16~32	CN... 16~32	CN... 20~32	CC... 12~25
	75°	75°	75°	75°

	MSKNR B09	DSKNR B09	ESKNR B09	SSKCR B22
	SN... 16~40	SN... 20~32	SN... 20~32	SC... 12~20
	75°	75°	75°	75°

	DS-SVVPN AB04
	VP... 15~25
	72.5°

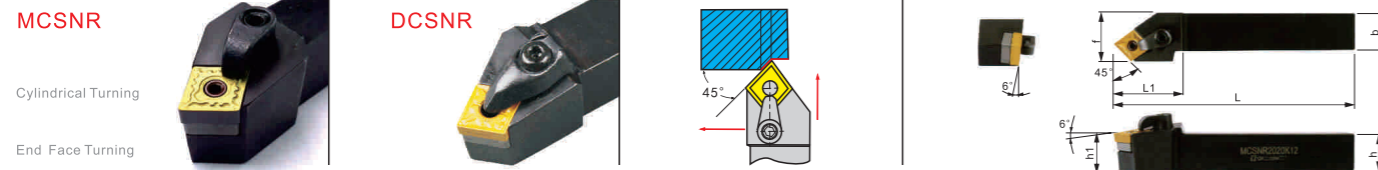


(Inserts): A01-A02 (Toolholder Parts): P01-P04 R-Type

Ordering code	Dimensions						Insert	Pin	Shim	Wrench	Screw	Clamp	Stock		Order Number	
	h	b	L	L1	h1	f							R	L		
MCGNR/L	1616H12	16	16	100	32	16	20	CN..1204..	CTM617	MC1204	PL25 PL30	MS625	HL1814	●	●	211700
	2020K12	20	20	125	32	20	25							●	●	211702
	2525M12	25	25	150	32	25	32							●	●	211704
	3232P12	32	32	170	32	32	40							●	●	211706
2525M16	2525M16	25	25	150	32	25	32	CN..1606..	CTM822	MC1604	PL30 PL40	MS830	HL2217	●	●	211703
	3232P16	32	32	170	32	32	40							●	●	211707

Ordering code	Dimensions						Insert	Shim Screw	Shim	Wrench	Clamp Screw	Clamp	Stock		Order Number	
	h	b	L	L1	h1	f							R	L		
DCGNR/L	1616H12	16	16	100	32	16	20	CN..1204..	M6X9P	MC1204	PL30	M6X21	HLD-1	○	○	211720
	2020K12	20	20	125	32	20	25							○	○	211722
	2525M12	25	25	150	32	25	32							○	○	211724
	3232P12	32	32	170	32	32	40							○	○	211726


Ordering code	Dimensions						Insert	Pin	Shim	Wrench	Clamp Screw	Clamp	Stock		Order Number	
	h	b	L	L1	h1	f							R	L		
ECGNR/L	2020K12	20	20	125	32	20	25	CN..1204..	CT618-Z	MC1204	PL30 PL40	M8X25	HLZ-C	○	○	211730
	2525M12	25	25	150	32	25	32							○	○	211732
	3232P12	32	32	170	32	32	40							○	○	211734



(Inserts): A01-A02 (Toolholder Parts): P01-P04 R-Type

Ordering code	Dimensions						Insert	Pin	Shim	Wrench	Screw	Clamp	Stock		Order Number	
	h	b	L	L1	h1	f							R	L		
MCSNR/L	1616H12	16	16	100	32	16	20	CN..1204..	CTM617	MC1204	PL25 PL30	MS625	HL1814	●	●	211600
	2020K12	20	20	125	35	20	25							●	●	211602
	2525M12	25	25	150	38	25	32							●	●	211604
	3232P12	32	32	170	38	32	40							●	●	211606

Ordering code	Dimensions						Insert	Shim Screw	Shim	Wrench	Clamp Screw	Clamp	Stock		Order Number	
	h	b	L	L1	h1	f							R	L		
DCSNR/L	2020K12	20	20	125	35	20	25	CN..1204..	M6X9P	MC1204	PL30	M6X21	HLD-1	●	○	211620
	2525M12	25	25	150	38	25	32							●	○	211622
	3232P12	32	32	170	38	32	40							○	○	211624

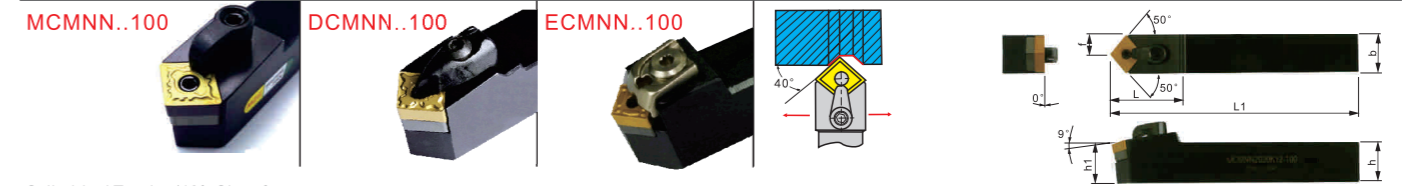


(Inserts): A01-A02 (Toolholder Parts): P01-P04 R-Type

Ordering code	Dimensions						Insert	Pin	Shim	Wrench	Screw	Clamp	Stock		Order Number	
	h	b	L	L1	h1	f							R	L		
MCMNN	1616H12-80	16	16	100	35	16	8	CN..1204..	CTM617	MC1204	PL25 PL30	MS625	HL1814	●	●	211800
	2020K12-80	20	20	125	35	20	10							●	●	211802
	2525M12-80	25	25	150	38	25	12.5							●	●	211804
	3232P12-80	32	32	170	38	32	16							●	●	211806
	2525M16-80	25	25	150	43	25	12.5							●	●	211808
	3232P16-80	32	32	170	43	32	16							●	●	211810
3232P19-80	3232P19-80	32	32	170	45	32	16	CN..1906..	CTM1022	MC1904	PL40	MS830	HL2217	●	●	211812

Ordering code	Dimensions						Insert	Shim Screw	Shim	Wrench	Clamp Screw	Clamp	Stock		Order Number	
	h	b	L	L1	h1	f							R	L		
DCMNN	1616H12-80	16	16	100	35	16	8	CN..1204..	M6X9P	MC1204	PL30	M6X21	HLD-1	○	○	211820
	2020K12-80	20	20	125	35	20	10							○	○	211822
	2525M12-80	25	25	150	38	25	12.5							●	○	211824
	3232P12-80	32	32	170	38	32	16							○	○	211826

Ordering code	Dimensions						Insert	Pin	Shim	Wrench	Clamp Screw	Clamp	Stock		Order Number	
	h	b	L	L1	h1	f							R	L		
ECMNN	2020K12-80	20	20	125	35	20	10	CN..1204..	CT618-Z	MC1204	PL30 PL40	M8X25	HLZ-C	○	○	211830
	2525M12-80	25	25	150	38	25	12.5							○	○	211832
	3232P12-80	32	32	170	38	32	16							○	○	211834

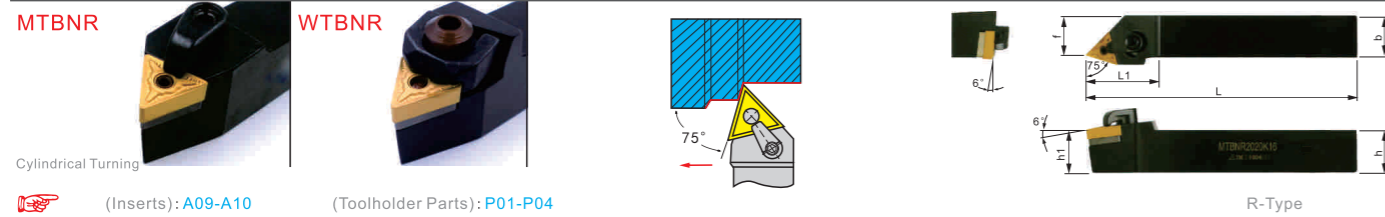


(Inserts): A01-A02 (Toolholder Parts): P01-P04 R-Type

Ordering code	Dimensions						Insert	Pin	Shim	Wrench	Screw	Clamp	Stock		Order Number	
	h	b	L	L1	h1	f							R	L		
MCMNN	1616H12-100	16	16	100	35	16	8	CN..1204..	CTM617	MC1204	PL25 PL30	MS625	HL1814	●	●	212100
	2020K12-100	20	20	125	35	20	10							●	●	212102
	2525M12-100	25	25	150	38	25	12.5							●	●	212104
	3232P12-100	32	32	170	38	32	16							●	●	212106
	2525M16-100	25	25	150	43	25	12.5							●	●	212108
	3232P16-100	32	32	170	43	32	16							●	●	212110
3232P19-100	3232P19-100	32	32	170	45	32	16	CN..1906..	CTM1022	MC1904	PL40	MS830	HL2217	●	●	212112

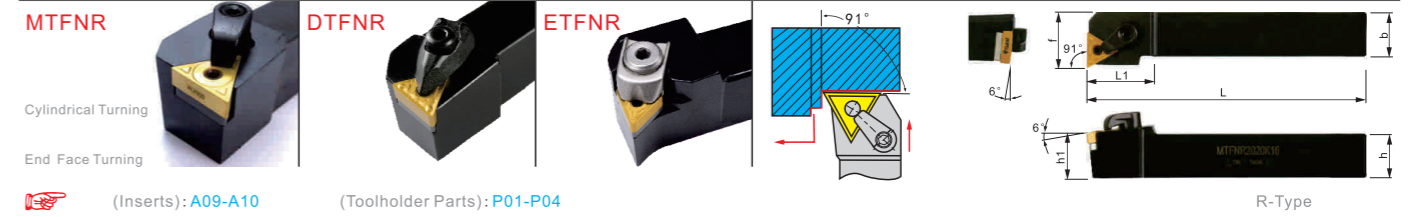
Ordering code	Dimensions						Insert	Shim Screw	Shim	Wrench	Clamp Screw	Clamp	Stock		Order Number	
	h	b	L	L1	h1	f							R	L		
DCMNN	1616H12-100	16	16	100	35	16	8	CN..1204..	M6X9P	MC1204	PL30	M6X21	HLD-1	○	○	212120
	2020K12-100	20	20	125	35	20	10							○	○	212122
	2525M12-100	25	25	150	38	25	12.5							○	○	212124
	3232P12-100	32	32	170	38	32	16							○	○	212126

Ordering code	Dimensions						Insert	Pin	Shim	Wrench	Clamp Screw	Clamp	Stock		Order Number	
	h	b	L	L1	h1	f							R	L		
ECMNN	2020K12-100	20	20	125	35	20	10	CN..1204..	CT618-Z	MC1204	PL30 PL40	M8X25	HLZ-CB	○	○	212130
	2525M12-100	25	25	150	38	25	12.5							○	○	212132
	3232P12-100	32	32	170	38	32	16							○	○	212134




(Inserts): A09-A10 (Toolholder Parts): P01-P04 R-Type

Ordering code	Dimensions						Insert	Pin	Shim	Wrench	Screw	Clamp	Stock		Order Number
	h	b	L	L1	h1	f							R	L	
MTBNR/L 1616H16 2020K16 2525M16	16	16	100	28	16	15.5	TN..1604..	CTM513	MT1603	PL20 PL30	MS625	HL1814	●	●	214100
	20	20	125	28	20	15.5							●	●	214102
	25	25	150	30	25	20.5							●	●	214104
WTBNR/L 1616H16 2020K16 2525M16 3232P16	16	16	100	31.5	16	15.5	TN..0604..	CTM515-T	MT1603	PL25 PL40	M5x23	WT-16	●	●	214200
	20	20	125	33	20	15.5							●	●	214202
	25	25	150	33	25	20.5							●	●	214204
	32	32	170	33	32	27.5							●	●	214206




(Inserts): A09-A10 (Toolholder Parts): P01-P04 R-Type

Ordering code	Dimensions						Insert	Pin	Shim	Wrench	Screw	Clamp	Stock		Order Number
	h	b	L	L1	h1	f							R	L	
MTFNR/L 1616H16 2020K16 2525M16 3232P16 2525M22 3232P22	16	16	100	30	16	20	TN..1604..	CTM513	MT1603	PL20 PL30	MS625	HL1814	●	●	213800
	20	20	125	28	20	25							●	●	213802
	25	25	150	30	25	32							●	●	213804
	32	32	170	30	32	40							●	●	213806
	25	25	150	36	25	32							○	○	213808
32	32	170	36	32	40	○	○	213810							
DTFNR/L 1616H16 2020K16 2525M16 3232P16	16	16	100	29	16	20	TN..1604..	M5X9P	MT1603	PL30	M6X21	HLD-3	○	○	213820
	20	20	125	29	20	25							○	○	213822
	25	25	150	31	25	32							○	○	213824
	32	32	170	31	32	40							○	○	213826
ETFNR/L 2020K16 2525M16 3232P16	20	20	125	32	20	25	TN..1604..	CT515-Z	MT1603	PL25 PL40	M8X25	HLZ-T	○	○	213830
	25	25	150	34	25	32							○	○	213832
	32	32	170	34	32	40							○	○	213836




(Inserts): A09-A10 (Toolholder Parts): P01-P04 R-Type

Ordering code	Dimensions						Insert	Pin	Shim	Wrench	Screw	Clamp	Stock		Order Number
	h	b	L	L1	h1	f							R	L	
MTENN 1616H16 2020K16 2525M16 3232P16 2525M22 3232P22	16	16	100	30	16	8	TN..1604..	CTM513	MT1603	PL20 PL30	MS625	HL1814	●	●	214300
	20	20	125	28	20	10							●	●	214302
	25	25	150	30	25	12.5							●	●	214304
	32	32	170	30	32	16							●	●	214306
	25	25	150	36	25	12.5							○	○	214308
32	32	170	36	32	16	○	○	214310							
WTENN 2020K16 2525M16 3232P16	20	20	125	36	20	10	TN..1604..	CTM515-T	MT1603	PL25 PL40	M5x23	WT-16	●	●	214400
	25	25	150	36	25	12.5							●	●	214402
	32	32	170	36	32	16							●	●	214404
ETENN 2020K16 2525M16 3232P16	20	20	125	36	20	10	TN..1604..	CT515-Z	MT1603	PL25 PL40	M8X25	HLZ-T	●	●	214420
	25	25	150	36	25	12.5							●	●	214422
	32	32	170	36	32	16							●	●	214426



(Inserts): A09-A10 (Toolholder Parts): P01-P04 R-Type

Ordering code	Dimensions						Insert	Pin	Shim	Wrench	Screw	Clamp	Stock		Order Number
	h	b	L	L1	h1	f							R	L	
MTGNR/L 1616H16 2020K16 2525M16 3232P16 2525M22 3232P22	16	16	100	30	16	20	TN..1604..	CTM513	MT1603	PL20 PL30	MS625	HL1814	●	●	213900
	20	20	125	28	20	25							●	●	213902
	25	25	150	30	25	32							●	●	213904
	32	32	170	30	32	40							●	●	213906
	25	25	150	36	25	32							○	○	213908
	32	32	170	36	32	40							○	○	213910
DTGNR/L 1616H16 2020K16 2525M16 3232P22	16	16	100	29	16	20	TN..1604..	M5X9P	MT1603	PL30	M6X21	HLD-3	○	○	213920
	20	20	125	29	20	25							○	○	213922
	25	25	150	31	25	32							○	○	213924
32	32	170	32	32	40	TN..2204..	M6X9P	MT2204	PL30	M6X21	HLD-2	○	○	213926	
ETGNR/L 2020K16 2525M16 3232P16	20	20	125	32	20	25	TN..1604..	CT515-Z	MT1603	PL25 PL40	M8X25	HLZ-T	○	○	213930
	25	25	150	34	25	32							○	○	213932
	32	32	170	34	32	40							○	○	213936

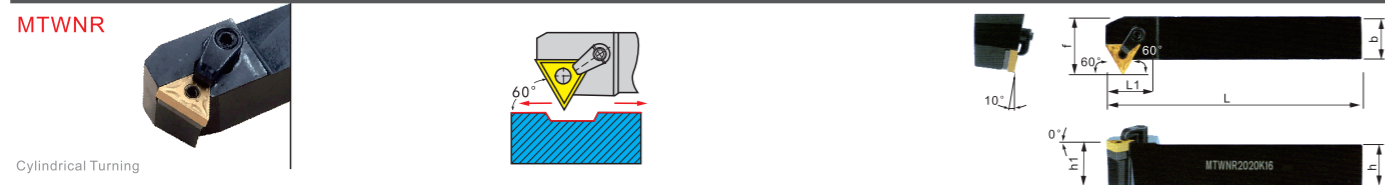


(Inserts): A09-A10 (Toolholder Parts): P01-P04 R-Type

Ordering code	Dimensions						Insert	Pin	Shim	Wrench	Screw	Clamp	Stock		Order Number
	h	b	L	L1	h1	f							R	L	
MTQNR/L 1616H16	16	16	100	30	16	20	TN..1604..	CTM513	MT1603	PL20 PL30	MS625	HL1814	●	●	213700
2020K16	20	20	125	28	20	25							●	●	213702
2525M16	25	25	150	30	25	32							●	●	213704
3232P16	32	32	170	30	32	40							●	●	213706
2525M22	25	25	150	36	25	32	TN..2204..	CTM617	MT2204	PL25 PL40	MS830	HL1917	○	○	213708
3232P22	32	32	170	36	32	40							○	○	213710

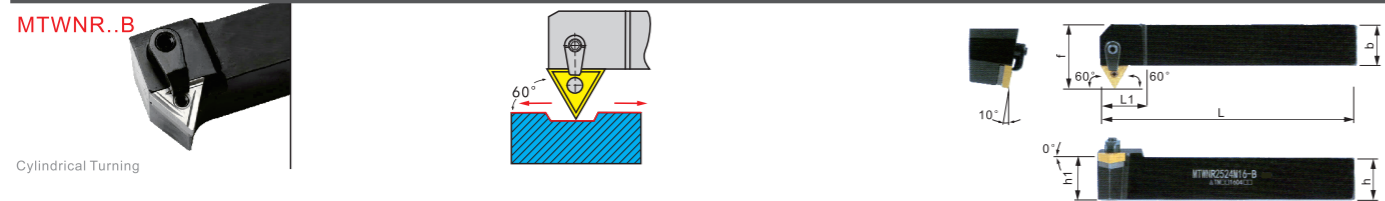
Ordering code	Dimensions						Insert	Pin	Shim	Wrench	Screw	Clamp	Stock		Order Number
	h	b	L	L1	h1	f							R	L	
WTQNR/L 2020K16	20	20	125	32	20	25	TN..1604..	CTM515-T	MT1603	PL25 PL40	M5×23	WT-16	●	●	213600
2525M16	25	25	150	32	25	32							●	●	213602
3232P16	32	32	170	32	32	40							●	●	213604

Ordering code	Dimensions						Insert	Pin	Shim	Wrench	Clamp Screw	Clamp	Stock		Order Number
	h	b	L	L1	h1	f							R	L	
ETQNR/L 2020K16	20	20	125	32	20	25	TN..1604..	CT515-Z	MT1603	PL25 PL40	M8X25	HLZ-T	○	○	213620
2525M16	25	25	150	34	25	32							○	○	213622
3232P16	32	32	170	34	32	40							○	○	213626




(Inserts): A09-A10 (Toolholder Parts): P01-P04 R-Type

Ordering code	Dimensions						Insert	Pin	Shim	Wrench	Screw	Clamp	Stock		Order Number
	h	b	L	L1	h1	f							R	L	
MTWNR/L 1616H16	16	16	100	30	16	20	TN..1604..	CTM513	MT1603	PL20 PL30	MS625	HL1814	●	●	213620
2020K16	20	20	125	30	20	25							●	●	213622
2525M16	25	25	150	30	25	32							●	●	213626



(Inserts): A09-A10 (Toolholder Parts): P01-P04 R-Type

Ordering code	Dimensions						Insert	Pin	Shim	Wrench	Screw	Clamp	Stock		Order Number
	h	b	L	L1	h1	f							R	L	
MTWNR/L 2020K16-B	20	20	125	26	20	33.5	TN..1604..	CTM513	MT1603	PL20 PL30	MS625	HL1814	●	●	213630
2524M16-B	25	24	150	26	25	37.5							●	●	213632




(Inserts): A09-A10 (Toolholder Parts): P01-P04 R-Type

Ordering code	Dimensions						Insert	Pin	Shim	Wrench	Screw	Clamp	Stock		Order Number
	h	b	L	L1	h1	f							R	L	
MTJNR/L 1616H16	16	16	100	30	16	20	TN..1604..	CTM513	MT1603	PL20 PL30	MS625	HL1814	●	●	213400
2020K16	20	20	125	28	20	25							●	●	213402
2525M16	25	25	150	30	25	32							●	●	213404
3232P16	32	32	170	30	32	40							●	●	213406
2525M22	25	25	150	36	25	32	TN..2204..	CTM617	MT2204	PL25 PL40	MS830	HL1917	○	○	213408
3232P22	32	32	170	36	32	40							○	○	213410
4040R22	40	40	200	40	40	50							○	○	213412

Ordering code	Dimensions						Insert	Shim	Screw	Shim	Wrench	Clamp Screw	Clamp	Stock		Order Number
	h	b	L	L1	h1	f								R	L	
DTJNR/L 2020K16	20	20	125	30	20	25	TN..1604..	CTM515-T	MT1603	PL25 PL40	M5×23	HLT-16	○	○	213320	
2525M16	25	25	150	30	25	32							○	○	213322	
3232P16	32	32	170	32	32	40							○	○	213326	


Ordering code	Dimensions						Insert	Pin	Shim	Wrench	Screw	Clamp	Stock		Order Number
	h	b	L	L1	h1	f							R	L	
WTJNR/L 1616H16	16	16	100	32	16	22	TN..1604..	CTM515-T	MT1603	PL25 PL40	M5×23	WT-16	○	○	213300
2020K16	20	20	125	32	20	25							○	○	213302
2525M16	25	25	150	34	25	32							○	○	213304
3232P16	32	32	170	34	32	40							○	○	213306

Ordering code	Dimensions						Insert	Pin	Shim	Wrench	Clamp Screw	Clamp	Stock		Order Number
	h	b	L	L1	h1	f							R	L	
ETJNR/L 1616H16	16	16	100	32	16	22	TN..1604..	CT515-Z	MT1603	PL25 PL40	M8X25	HLZ-T	○	○	213500
2020K16	20	20	125	32	20	25							○	○	213502
2525M16	25	25	150	34	25	32							○	○	213504
3232P16	32	32	170	34	32	40							○	○	213506



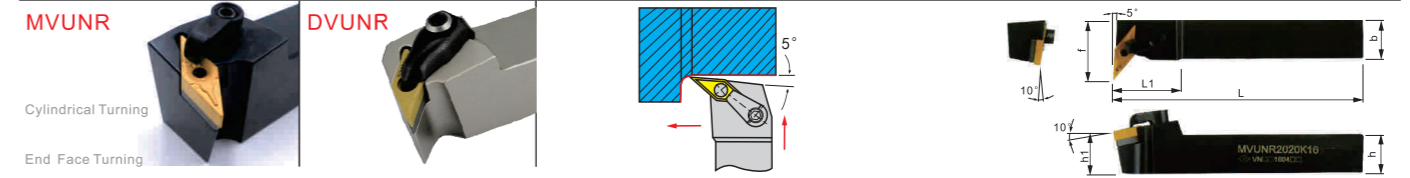
(Inserts): A11-A12 (Toolholder Parts): P01-P04 R-Type

Ordering code	Dimensions						Insert	Pin	Shim	Wrench	Screw	Clamp	Stock		Order Number	
	h	b	L	L1	h1	f							R	L		
MVQNR/L	1616H16	16	16	100	30	16	20	VN..1604..	CTM513	MV1603	PL20 PL30	MS625	HL2414	●	●	214700
	2020K16	20	20	125	28	20	25							●	●	214702
	2525M16	25	25	150	30	25	32							●	●	214704
	3232P16	32	32	170	30	32	40							●	●	214706
Ordering code	Dimensions						Insert	Shim Screw	Shim	Wrench	Clamp Screw	Clamp	Stock		Order Number	
	h	b	L	L1	h1	f							R	L		
DVQNR/L	1616H16	16	16	100	40	16	20	VN..1604..	M5X9P	MV1603	PL30	M6X21	HLD-3	○	○	214720
	2020K16	20	20	125	40	20	25							○	○	214722
	2525M16	25	25	150	40	25	32							○	○	214724
	3232P16	32	32	170	40	32	40							○	○	214726
Ordering code	Dimensions						Insert	Pin	Shim	Wrench	Clamp Screw	Clamp	Stock		Order Number	
	h	b	L	L1	h1	f							R	L		
EVQNR/L	2020K16	20	20	125	40	20	25	VN..1604..	CT515-Z	MV1603	PL25 PL40	M8X25	HLZ-V	○	○	214732
	2525M16	25	25	150	40	25	32							○	○	214734
	3232P16	32	32	170	40	32	40							○	○	214736




(Inserts): A11-A12 (Toolholder Parts): P01-P04 R-Type

Ordering code	Dimensions						Insert	Pin	Shim	Wrench	Screw	Clamp	Stock		Order Number	
	h	b	L	L1	h1	f							R	L		
MVJNR/L	1616H16	16	16	100	30	16	20	VN..1604..	CTM513	MV1603	PL20 PL30	MS625	HL2414	●	●	214500
	2020K16	20	20	125	28	20	25							●	●	214502
	2525M16	25	25	150	30	25	32							●	●	214504
	3232P16	32	32	170	30	32	40							●	●	214506
Ordering code	Dimensions						Insert	Shim Screw	Shim	Wrench	Clamp Screw	Clamp	Stock		Order Number	
	h	b	L	L1	h1	f							R	L		
DVJNR/L	1616K16	16	16	125	48	16	20	VN..1604..	M5X9P	MV1603	PL30	M6X21	HLD-4	○	○	214520
	2020K16	20	20	125	48	20	25							○	○	214522
	2525M16	25	25	150	48	25	32							○	○	214524
	3232P16	32	32	170	48	32	40							○	○	214526
Ordering code	Dimensions						Insert	Pin	Shim	Wrench	Clamp Screw	Clamp	Stock		Order Number	
	h	b	L	L1	h1	f							R	L		
EVJNR/L	2020K16	20	20	125	48	20	25	VN..1604..	CT515-Z	MV1603	PL25 PL40	M8X25	HLZ-V	○	○	214532
	2525M16	25	25	150	48	25	32							○	○	214534
	3232P16	32	32	170	48	32	40							○	○	214536



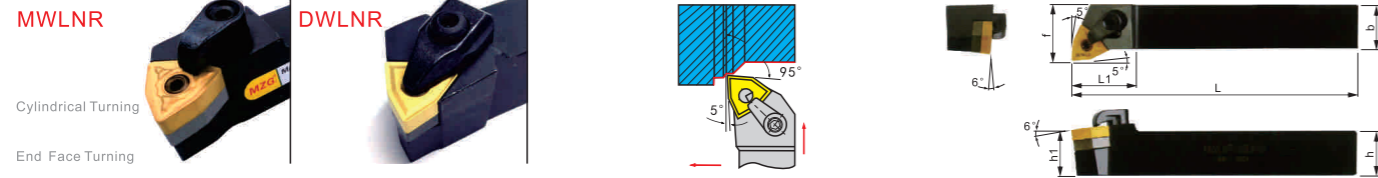
(Inserts): A11-A12 (Toolholder Parts): P01-P04 R-Type

Ordering code	Dimensions						Insert	Pin	Shim	Wrench	Screw	Clamp	Stock		Order Number	
	h	b	L	L1	h1	f							R	L		
MVUNR/L	2020K16	20	20	125	28	20	25	VN..1604..	CTM513	MV1603	PL20 PL30	MS625	HL2414	●	●	214800
	2525M16	25	25	150	30	25	32							●	●	214802
	3232P16	32	32	170	30	32	40							●	●	214804
Ordering code	Dimensions						Insert	Shim Screw	Shim	Wrench	Clamp Screw	Clamp	Stock		Order Number	
	h	b	L	L1	h1	f							R	L		
DVUNR/L	2020K16	20	20	125	35	20	30	VN..1604..	M5X9P	MV1603	PL30	M6X21	HLD-3	○	○	214820
	2525M16	25	25	150	35	25	32							○	○	214822
	3232P16	32	32	170	35	32	40							○	○	214826



(Inserts): A11-A12 (Toolholder Parts): P01-P04 R-Type

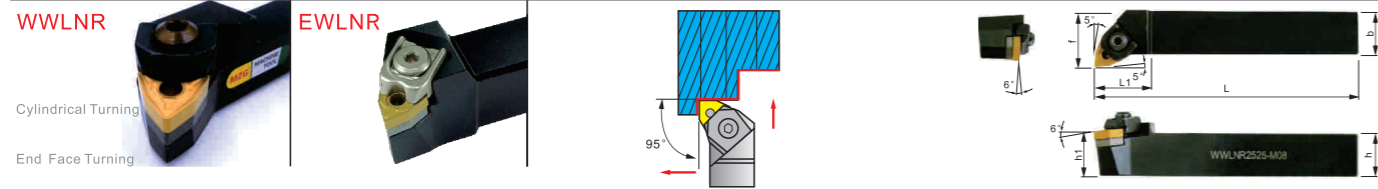
Ordering code	Dimensions						Insert	Pin	Shim	Wrench	Screw	Clamp	Stock		Order Number	
	h	b	L	L1	h1	f							R	L		
MVVNN	1616H16	16	16	100	30	16	10	VN..1604..	CTM513	MV1603	PL20 PL30	MS625	HL2414	●	●	214900
	2020K16	20	20	125	28	20	10							●	●	214902
	2525M16	25	25	150	30	25	12.5							●	●	214904
	3232P16	32	32	170	30	32	16							●	●	214906
Ordering code	Dimensions						Insert	Shim Screw	Shim	Wrench	Clamp Screw	Clamp	Stock		Order Number	
	h	b	L	L1	h1	f							R	L		
DVVNN	1616K16	16	16	125	48	16	8	VN..1604..	M5X9P	MV1603	PL30	M6X21	HLD-4	○	○	214920
	2020K16	20	20	125	48	20	10							○	○	214922
	2525M16	25	25	150	48	25	12.5							○	○	214924
	3232P16	32	32	170	48	32	20							○	○	214926
Ordering code	Dimensions						Insert	Pin	Shim	Wrench	Clamp Screw	Clamp	Stock		Order Number	
	h	b	L	L1	h1	f							R	L		
EVVNN	2020K16	20	20	125	48	20	10	VN..1604..	CT515-Z	MV1603	PL25 PL40	M8X25	HLZ-V	○	○	214932
	2525M16	25	25	150	48	25	12.5							○	○	214934
	3232P16	32	32	170	48	32	20							○	○	214936



(Inserts): A13-A14 (Toolholder Parts): P01-P04 R-Type

Ordering code	Dimensions						Insert	Pin	Shim	Wrench	Screw	Clamp	Stock		Order Number
	h	b	L	L1	h1	f							R	L	
MWLNR/L 1616H06	16	16	100	31.5	16	20	WN..0604..	CTM513	MW0603	PL20 PL30	MS625	HL1814	●	●	215200
2020K06	20	20	125	33	20	25							●	●	215202
2525M06	25	25	150	33	25	32							●	●	215204
1616H08	16	16	100	31.5	16	20							●	●	215206
2020K08	20	20	125	39	20	25	WN..0804..	CTM617	MW0804	PL25 PL30	MS625	HL1814	●	●	215208
2525M08	25	25	150	40	25	32							●	●	215210
3232P08	32	32	170	42	32	40							●	●	215212

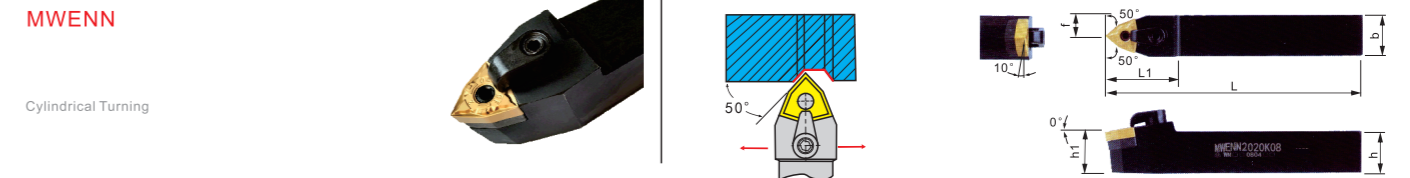
Ordering code	Dimensions						Insert	Shim Screw	Shim	Wrench	Clamp Screw	Clamp	Stock		Order Number
	h	b	L	L1	h1	f							R	L	
DWLNR/L 1616H06	16	16	100	28	16	20	WN..0604..	M5X9P	MW0603	PL30	M6X21	HLD-3	○	○	215220
2020K06	20	20	125	26	20	25							○	○	215222
2525M06	25	25	150	32	25	32							○	○	215226
3232P06	32	32	170	40	32	40							○	○	215228
1616H08	16	16	100	31	16	20	WN..0804..	M6X9P	MW0804	PL30	M6X21	HLD-1	○	○	215230
2020K08	20	20	125	28	20	25							○	○	215232
2525M08	25	25	150	32	25	32							○	○	215236
3232P08	32	32	170	32	32	40							○	○	215238



(Inserts): A13-A14 (Toolholder Parts): P01-P04 R-Type

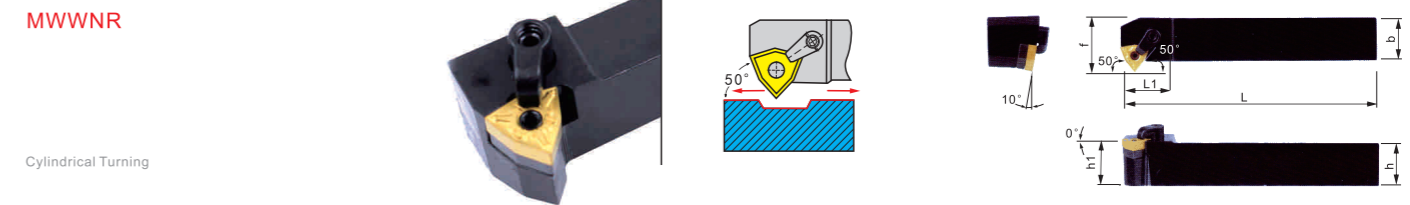
Ordering code	Dimensions						Insert	Pin	Shim	Wrench	Screw	Clamp	Stock		Order Number
	h	b	L	L1	h1	f							R	L	
WWLNR/L 1616H08	16	16	100	38	16	20	WN..0804..	CT618-W	MW0804	PL30 PL40	M6×25	WW-08	●	●	215100
2020K08	20	20	125	38	20	25							●	●	215102
2525M08	25	25	150	38	25	32							●	●	215104
3232P08	32	32	170	38	32	40							●	●	215106

Ordering code	Dimensions						Insert	Pin	Shim	Wrench	Clamp Screw	Clamp	Stock		Order Number
	h	b	L	L1	h1	f							R	L	
EWLNR/L 1616H08	16	16	100	38	16	25	WN..0804..	CT618-Z	MW0804	PL30 PL40	M8X25	HLZ-08	○	○	215120
2020K08	20	20	125	38	20	25							○	○	215122
2525M08	25	25	150	38	25	32							○	○	215126
3232P08	32	32	170	38	32	40							○	○	215128



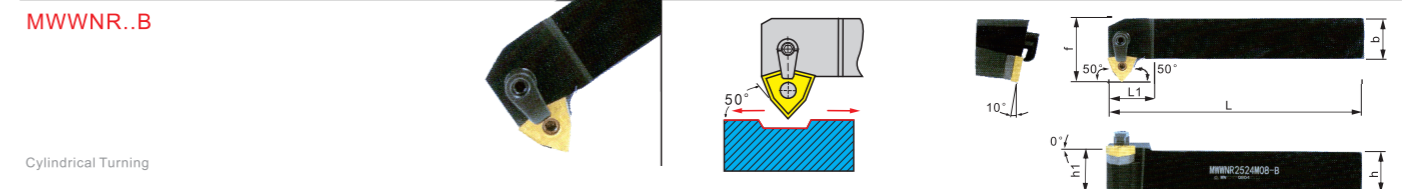
(Inserts): A13-A14 (Toolholder Parts): P01-P04 R-Type

Ordering code	Dimensions						Insert	Pin	Shim	Wrench	Screw	Clamp	Stock		Order Number
	h	b	L	L1	h1	f							R	L	
MWENN 1616H08	16	16	100	33	16	8	WN..0804..	CTM617	MW0804	PL25 PL30	MS625	HL1814	○	○	215250
2020K08	20	20	125	33	20	10							○	○	215252
2525M08	25	25	150	33	25	12.5							○	○	215254
3232P08	32	32	170	33	32	16							○	○	215256



(Inserts): A13-A14 (Toolholder Parts): P01-P04 R-Type

Ordering code	Dimensions						Insert	Pin	Shim	Wrench	Screw	Clamp	Stock		Order Number
	h	b	L	L1	h1	f							R	L	
MWWNR/L 1616H08	16	16	100	33	16	20	WN..0804..	CTM617	MW0804	PL25 PL30	MS625	HL1814	●	●	215260
2020K08	20	20	125	33	20	25							●	●	215262
2525M08	25	25	150	33	25	32							●	●	215264
3232P08	32	32	170	33	32	40							●	●	215266



(Inserts): A13-A14 (Toolholder Parts): P01-P04 R-Type

Ordering code	Dimensions						Insert	Pin	Shim	Wrench	Screw	Clamp	Stock		Order Number
	h	b	L	L1	h1	f							R	L	
MWWNR/L 2020K08-B	20	20	125	26	20	33.5	WN..0804..	CTM617	MW0804	PL25 PL30	MS625	HL1814	●	●	215270
2524M08-B	25	24	150	26	25	37.5							●	●	215272